

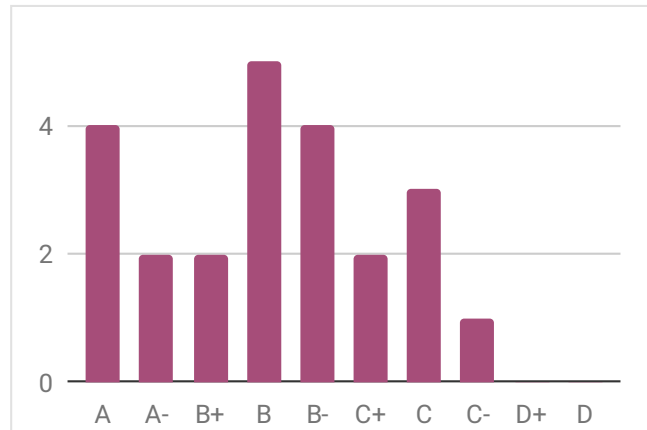
2ND EXAM CLASS EIGHT MID - TERM I JESMA K.C.P.E TRIAL DATA REPRESENTATION LOG

GRADING SYSTEM

| % Range | Grade | # of students |
|----------|-------|---------------|
| 80 - 100 | A | 4 |
| 75 - 79 | A- | 2 |
| 70 - 74 | B+ | 2 |
| 65 - 69 | B | 5 |
| 60 - 64 | B- | 4 |
| 55 - 59 | C+ | 2 |
| 45 - 54 | C | 3 |
| 40 - 44 | C- | 1 |
| 35 - 39 | D+ | 0 |
| 0 - 34 | D | 0 |

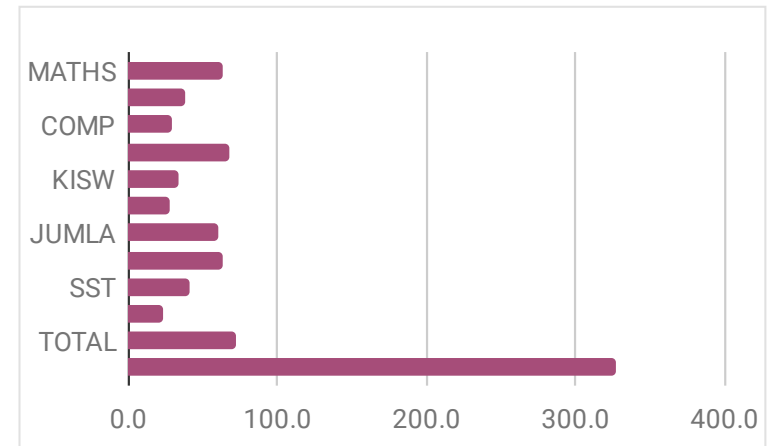
GRADE DISTRIBUTION

based on class avg.







AVERAGE SCORES

per assignment



LEVEL CLASS OF
2022

COMPILED BY MR :ODUOR

| CLASS EIGHT RESULTS | | | JESMA KCPE TRIAL MID TERM I EXAMINATION RESULTS 2022 | | | | | | | | | | | | |
|-------------------------------|--------------------|---|---|-------------|-------------|-------------|-----------------------------|-------------|-------------|---|-------------|-------------------------------|-------------|---|--|
| REGULAR PAPERS | |  | MATHS | ENG | COMP | TOTAL | KISW | INSHA | JUMLA | SCI | SST | CRE | TOTAL | MARKS | |
| CLASS TEACHER: MR VINCENT | | | 100 | 60 | 40 | 100 | 60 | 40 | 100 | 100 | 60 | 30 | 100 | 500 | |
| CLASS AVERAGE | | B 66% | 63.7 | 38.0 | 28.9 | 66.9 | 33.4 | 27.3 | 60.7 | 63.0 | 41.5 | 23.5 | 72.2 | 326.5 | |
| 1 | RAYLINE ALICE | A 82% | 78 | 49 | 31 | 80 | 55 | 31 | 86 | 78 | 52 | 29 | 90 | 412 | |
| 1 | ROSEMARY ADHIAMBO | A 82% | 96 | 41 | 31 | 72 | 44 | 33 | 77 | 80 | 50 | 28 | 87 | 412 | |
| 3 | LORRIET EMITATI | A 82% | 92 | 46 | 32 | 78 | 44 | 30 | 74 | 80 | 47 | 29 | 84 | 408 | |
| 4 | HERINE ACHIENG | A 79% | 94 | 47 | 30 | 77 | 41 | 31 | 72 | 70 | 47 | 28 | 83 | 396 | |
| 5 | NIMROD OCHIENG | A- 76% | 84 | 40 | 31 | 71 | 30 | 26 | 56 | 84 | 52 | 25 | 86 | 381 | |
| 6 | ASA BARACK | A- 76% | 74 | 44 | 30 | 74 | 34 | 30 | 64 | 84 | 48 | 28 | 84 | 380 | |
| 7 | BARACK OBAMA | B+ 73% | 82 | 44 | 30 | 74 | 30 | 29 | 59 | 70 | 47 | 24 | 79 | 364 | |
| 8 | GODWIN BARACK | B+ 71% | 66 | 40 | 31 | 71 | 37 | 26 | 63 | 70 | 47 | 29 | 84 | 354 | |
| 9 | EVELYN AKOTH | B 69% | 70 | 35 | 30 | 65 | 41 | 29 | 70 | 62 | 45 | 25 | 78 | 345 | |
| 10 | AUSTINE OTIENO | B 68% | 78 | 29 | 27 | 56 | 30 | 27 | 57 | 70 | 44 | 25 | 77 | 338 | |
| 11 | JOY ASHLEY | B 67% | 74 | 39 | 30 | 69 | 37 | 28 | 65 | 56 | 40 | 24 | 71 | 335 | |
| 12 | CHRISPINE ODHIAMBO | B 66% | 68 | 36 | 28 | 64 | 30 | 26 | 56 | 70 | 45 | 22 | 74 | 332 | |
| 13 | BETSY LINET | B 64% | 64 | 41 | 30 | 71 | 40 | 27 | 67 | 50 | 41 | 22 | 70 | 322 | |
| 14 | HENRY OMINO | B- 62% | 56 | 34 | 30 | 64 | 29 | 26 | 55 | 70 | 41 | 19 | 67 | 312 | |
| 15 | BOB ROLLINCE | B- 62% | 48 | 43 | 32 | 75 | 35 | 27 | 62 | 60 | 33 | 25 | 64 | 309 | |
| 16 | ARSENE WILLIAMS | B- 61% | 42 | 41 | 27 | 68 | 30 | 25 | 55 | 70 | 42 | 23 | 72 | 307 | |
| 17 | BILLY JOSPHAT | B- 60% | 50 | 37 | 27 | 64 | 30 | 27 | 57 | 60 | 39 | 23 | 69 | 300 | |
| 18 | ROSE MELLANIE | C+ 59% | 56 | 42 | 32 | 74 | 37 | 28 | 65 | 36 | 37 | 20 | 63 | 294 | |
| 19 | MEDYATRIX AKINYI | C+ 57% | 48 | 36 | 28 | 64 | 32 | 23 | 55 | 54 | 33 | 26 | 66 | 287 | |
| 20 | JAVAN OTIENO | C 50% | 44 | 29 | 26 | 55 | 18 | 26 | 44 | 44 | 37 | 18 | 61 | 248 | |
| 21 | HILLARY ODHIAMBO | C 48% | 38 | 29 | 25 | 54 | 19 | 25 | 44 | 52 | 32 | 16 | 53 | 241 | |
| 22 | QUINTER AKINYI | C 45% | 42 | 24 | 20 | 44 | 23 | 23 | 46 | 42 | 28 | 16 | 49 | 223 | |
| 23 | FIDEL CHRIS | C- 42% | 22 | 29 | 26 | 55 | 22 | 24 | 46 | 36 | 28 | 17 | 50 | 209 | |
| SUMMATIONS | | | 1466 | 875 | 664 | 1539 | 768 | 627 | 1395 | 1448 | 955 | 541 | 1661 | 7509 | |
| MEAN | | | 63.7 | 38.0 | 28.9 | 66.9 | 33.4 | 27.3 | 60.7 | 63.0 | 41.5 | 23.5 | 72.2 | 326.5 | |
| SUBJECT POSITION | | | 3 | | | 2 | | | 5 | 4 | | | 1 |  | |
| : CLASS TEACHER SIGN : | | |  | | | | : HEAD TEACHER SIGN: | | |  | | COMPILED BY : MR ODUOR | | | |

INDIVIDUAL REPORT FOR

JESMA K.C.P.E TRIAL TERM I 2ND EXAMINATION RESULTS 2022

LORRIET EMITATI



LEVEL : CLASS EIGHT

| REGULAR PAPERS | | | MATHS | ENG | COMP | TOTAL | KISW | INSHA | JUMLA | SCI | SST | CRE | TOTAL MARKS | |
|------------------------|----------|------------|------------|------------|------------|------------|------------|------------|------------|------------|------------|------------|-------------|------------|
| CLASS AVERAGE | B | 66% | 64% | 63% | 72% | 67% | 56% | 68% | 61% | 63% | 69% | 78% | 72% | 65% |
| LORRIET EMITATI | A | 82% | 92% | 77% | 80% | 78% | 73% | 75% | 74% | 80% | 78% | 97% | 84% | 82% |

